



2009 SCHOOL REPORT CARD

Education Oversight Board / Office of Accountability

655 Research Parkway, Suite 301, Oklahoma City, OK, 73104 (405) 225-9470 Fax: (405) 225-9474 Web: <http://www.SchoolReportCard.org>

GREENWOOD ELEMENTARY (EC-4)

TAHLEQUAH PUBLIC SCHOOLS

400 E ROSS, TAHLEQUAH, OK 74464-4023

Telephone (918) 458-4120

11-1035-112

Community Characteristics

Socioeconomic Data

	School	District	State Average
Ethnic Makeup Based upon Fall Enrollment:			
Caucasian	26%	31%	57%
Black	2%	3%	11%
Asian	1%	1%	2%
Hispanic	17%	11%	11%
Native American	54%	54%	19%
Average Property Valuation per Student (12/2009)		\$21,238	\$38,875
Students Eligible for Free/Reduced Lunch ^{RM}	66%	68%	56%

2000 Census Data

	School	District	State Average
District Population		16,780	6,462
Poverty Rate		29%	15%
Unemployment Rate		12%	5%
Average Household Income		\$32,451	\$44,370
Single-Parent Families		37%	29%
Highest Educational Level for Adults Age 25+			
College Degree		33%	26%
H.S. Diploma w/o College Degree		46%	55%
Less than 12th Grade Education		21%	19%

Preparation, Motivation & Parental Support

	School	District	State Average
1st-3rd graders receiving reading remediation	31%	33%	34%
Average Number of Days Absent per Student	9.9	12.1	9.7
Mobility Rate (Incoming Students)	7%	10%	10%
Suspension to Student Ratio: (<i>Higher ratio is better.</i>)			
There was 1 suspension (of 10 days or less) for every ___ students	27.0	36.7	11.5
There was 1 suspension (of more than 10 days) for every ___ students	None	99.0	133.4
Parents Attending Parent/Teacher Conference	83%	60%	72%
Patrons' Volunteer Hours per Student	3.2	1.1	3.1

Juvenile Offenders & Offenses (Office of Juvenile Affairs)*

	School	District	State Average
One out of every ___ students was charged. (<i>Higher ratio is better.</i>)		79.2	71.0
Of those charged, each averaged ___ offense(s).		2.3	2.1
Of those charged, ___ were alleged gang members.		1	0.8

*These statistics are provided as another indicator of the environment in which schools must operate. In most cases the offenses were not committed at school.

2008-2009 School Educational Process

Classroom & Administration Characteristics

	School	District Total (All Schools)	Elem. School State Average
Fall Enrollment	620	3,563	363
Non-Special Ed. Teachers (FTE):			
Number of Teachers	37.0	210.2	20.7
Average Salary (w/ Fringe)	\$42,099	\$43,029	\$43,196
Teachers with Advanced Degree(s)	38.4%	37.0%	23.7%
Average Years of Experience	10.7	11.4	12.5
Students in Special Education ^{RM}	11.5%	15.7%	14.3%
Special Education Teachers (FTE)	2.0	27.0	2.2
Counselors (FTE)	1.0	11.3	0.7
Other Certified Professional Staff (FTE)	4.5	19.5	1.6
Administrators (FTE)	2.0	23.9	1.2

Symbols Used on this Report

DNA = Data Not Available
NA = Not Applicable





RM = Revised Methodology
ADM = Average Daily Membership (Average Enrollment)

FTE = Full Time Equivalent

** = Data Protected by Privacy Laws

FTR = School/District Failed to Respond with Useable Data

2008-2009 Student Performance

Grade	% of Students Scoring Satisfactory & Above by Subject (Test results were only calculated for "regular full academic year" students.) ■ This School □ State Average 	Benchmark Met*
3	 <p style="font-size: small;"> % Satisfactory & Above: Math (83, 70), Reading (84, 71) % Advanced: Math (24, 23), Reading (1, 4) </p>	
4	 <p style="font-size: small;"> % Satisfactory & Above: Math (84, 71), Reading (74, 68) % Advanced: Math (42, 19), Reading (10, 7) </p>	
5	<p>Grade Not Offered at This School Site</p>	
6	<p>Grade Not Offered at This School Site</p>	
7	<p>Grade Not Offered at This School Site</p>	
8	<p>Grade Not Offered at This School Site</p>	
EOI (End-of-Instruction)	<p>Grade Not Offered at This School Site</p>	<p><i>Most students will be tested in HS. See HS report card for HS students' test results.</i></p>

✓ = at least 70% scoring "Satisfactory & Above" in all subjects
 ★ = at least 70% scoring "Satisfactory & Above" and at least 25% "Advanced" in all subjects
 *In order to meet the benchmarks, there must be results available for every subject.